



EDA ACADEMY


USER GUIDE



In partnership with:

City & Guilds | **Accredited Programme**

CPD
CERTIFIED
The CPD Certification Service




Electrical Distributors' Association (EDA)
Rotherwick House
3 Thomas More Street
London
EIW 1YZ
020 3141 7350
www.eda.org.uk
training@eda.org.uk

© The Electrical Distributors' Association

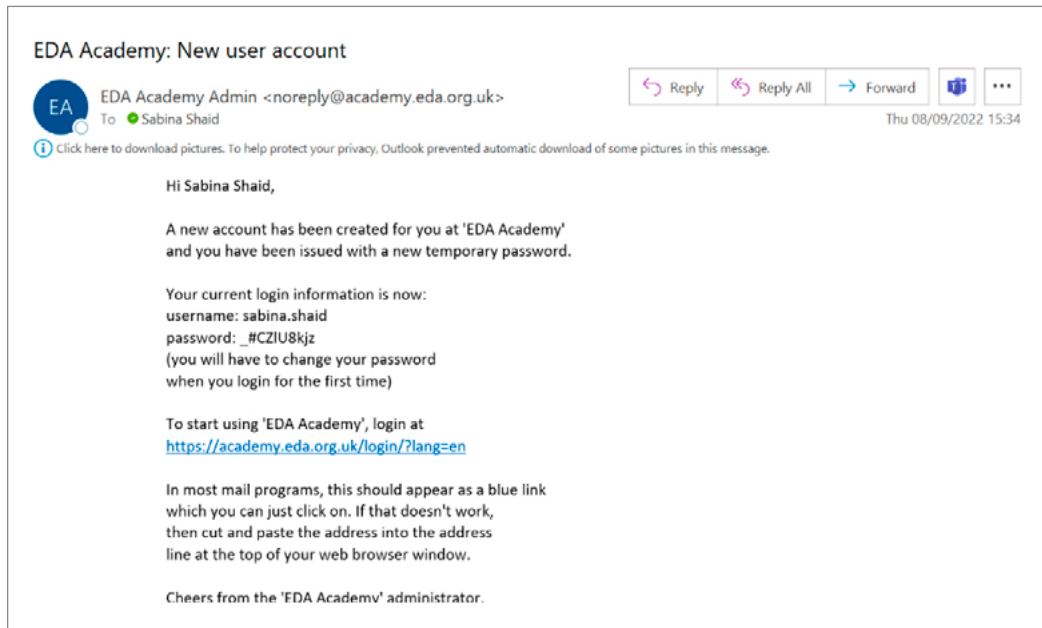
City & Guilds and the City & Guilds logo are trade marks of The City and Guilds of London Institute.
City & Guilds Logo © City & Guilds 2002.

CONTENTS

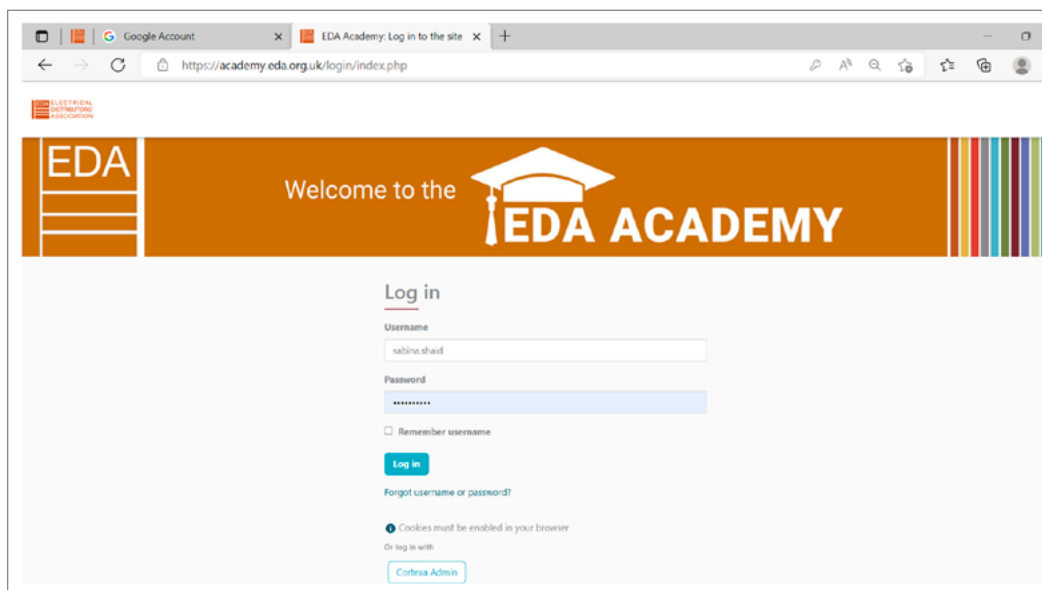
Loggin In		4
Viewing the courses		5
Section I		8
Unit I		11

LOGGIN IN

Once your learner form has been submitted, your details will be set up on the Academy site by the EDA training team. You will receive an email (see below) from the 'EDA Academy' directing you how to log in.



Click on the link in the email (<https://academy.eda.org.uk/login/?lang=en>) and this will take you to the EDA Academy login page (see below):




On your first login, you will be asked to change your password. Now is the time to note this down somewhere so that you do not forget it.

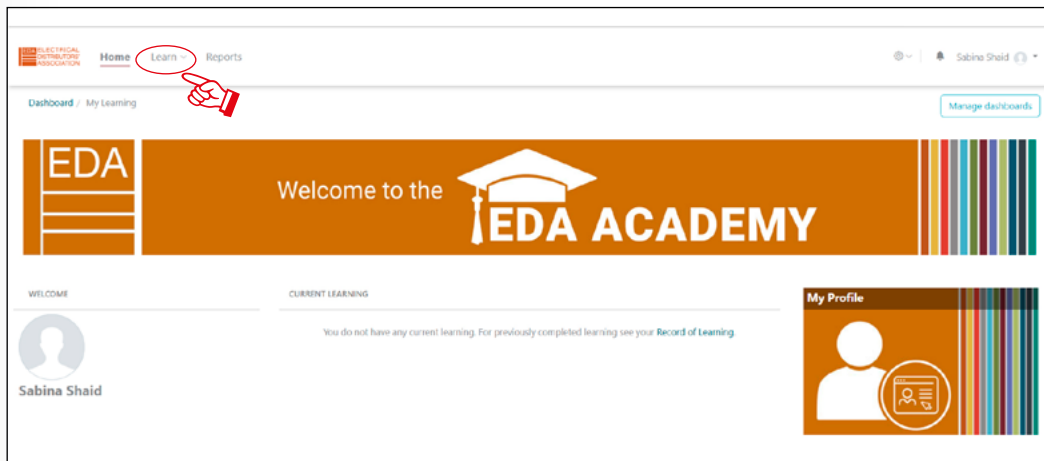
VIEWING THE COURSES

There are two ways to view the courses that you have been signed up for.

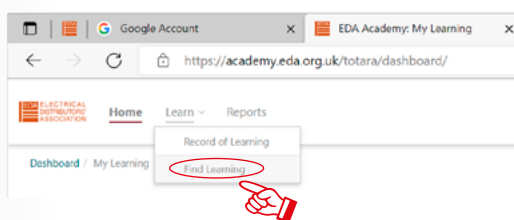
- As you log in, you will see the courses on your **home page** (as below).



- Alternatively, you can view the courses by clicking on the '**Learn**' tab.



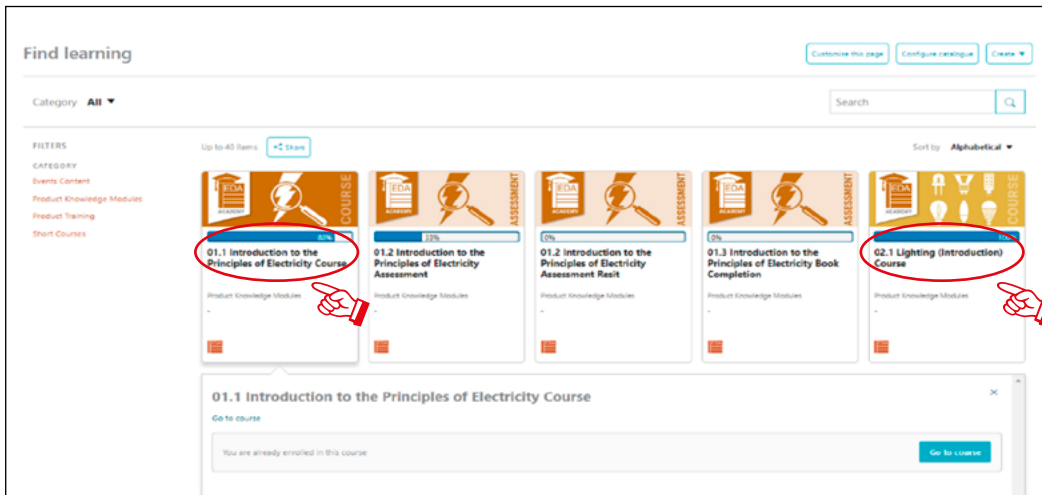
- Then selecting 'Find learning' from the drop-down menu as seen below:



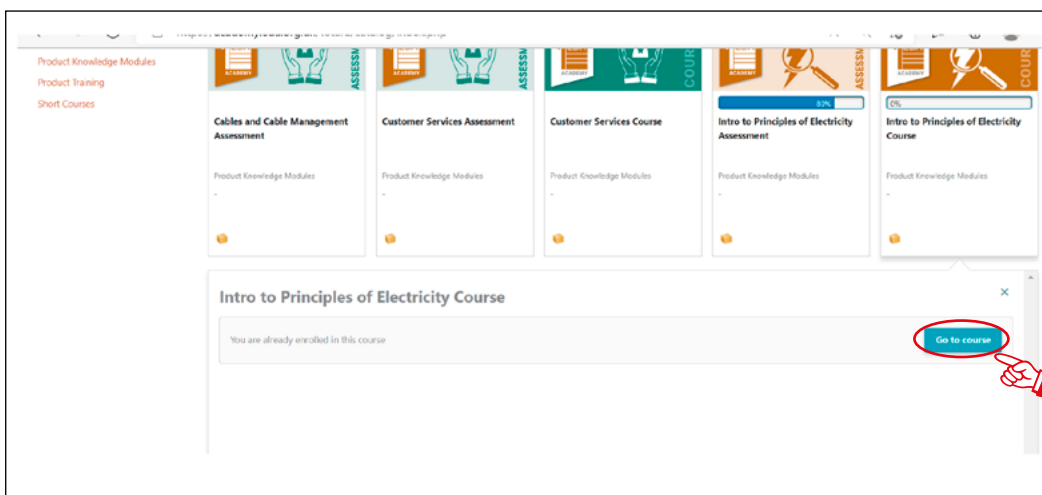
VIEWING THE COURSES

Continued...

- You will be directed to another page that will reflect all of the modules you are currently studying as seen below:



- The circled areas are the courses that I have been enrolled on to. The number of courses that you see will depend on the number of courses you have been enrolled on and could just be one or all twelve. There will be a progress bar under each course you are enrolled onto. If you do not see this under the title of your course, this means you are not enrolled onto the course.
- To start, or continue the course, simply click on the title. Your screen will now look like this:



- Click **"Go to Course"**

VIEWING THE COURSES

Continued...

■ Your screen should now look like this:

The screenshot shows a web browser window with the URL <https://academy.eda.org.uk/course/view.php?id=16>. The page title is "INTRODUCTION TO THE PRINCIPLES OF ELECTRICITY" and it is part of the "EDA Electrotechnical Product Knowledge Programme". The page features a navigation menu on the right with the following items:

- Introduction to Principles of Electricity (expanded)
- Introduction to the Principles of Electricity (with a sub-description: "This interactive e-learning course has been created from the EDA product knowledge module book...")
- Before you start the course
- Recovery and Recycling of Electrical Waste
- Be Counterfeit Sevy
- Unit 1: Introduction

The page also includes a "Your progress" indicator, a "City & Guilds Accredited Programme" logo, and an "IET City & Guilds Accredited Programme" logo at the bottom left.

SECTION 1

This is an e-book of the module you are taking. This will automatically download onto your device when you click it.

PRINCIPLES OF ELECTRICITY

Introduction to Principles of Electricity

- Introduction to the Principles of Electricity
- Before you start the course
- Recovery and Recycling of Electrical Waste

- These are all introductory sessions about the course and the EDA.
- When you select them, another page will launch:

https://academy.eda.org.uk/mod/scorm/player.php?a=44¤torg=articulate_rise&scoid=84

Pop-up blocked

Home Learn

Dashboard / My courses / Principles of Electricity / PRINCIPLES OF ELECTRICITY / Before you start the course

Before you start the course

About this Product Knowledge Module

Your content did not launch.

Make sure popups are enabled for this site and try again.

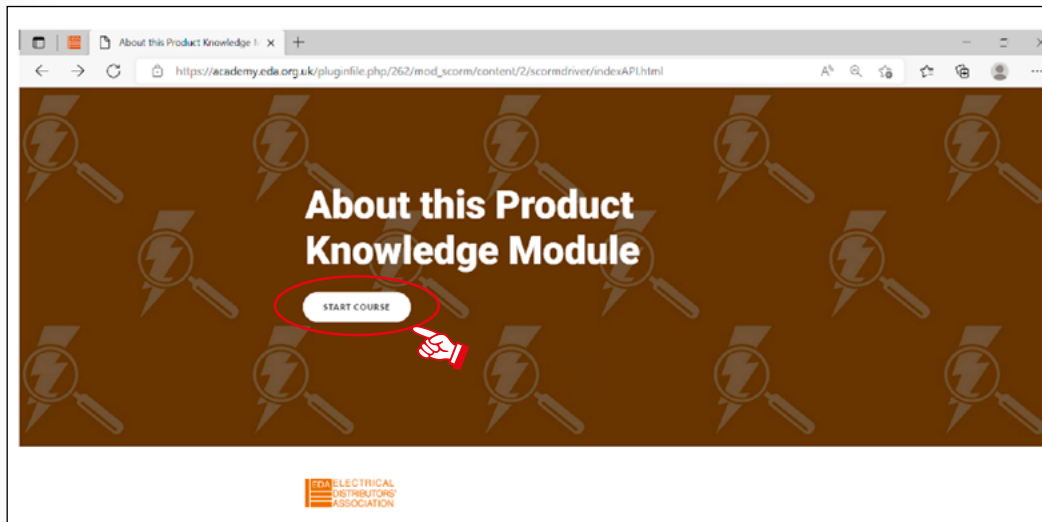
Click to Launch Manually

- From here, you will need to **click this link**.

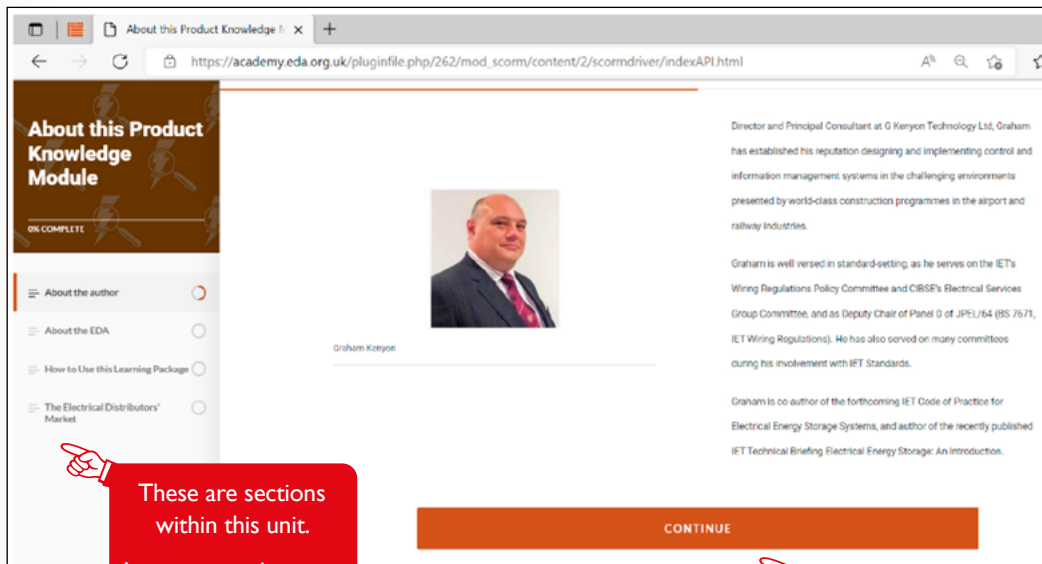
SECTION 1

Continued...

- Your screen should now look like this:
- Press start course and work your way through the content of this unit.



- Once you have started this your page will like this:



These are sections within this unit.

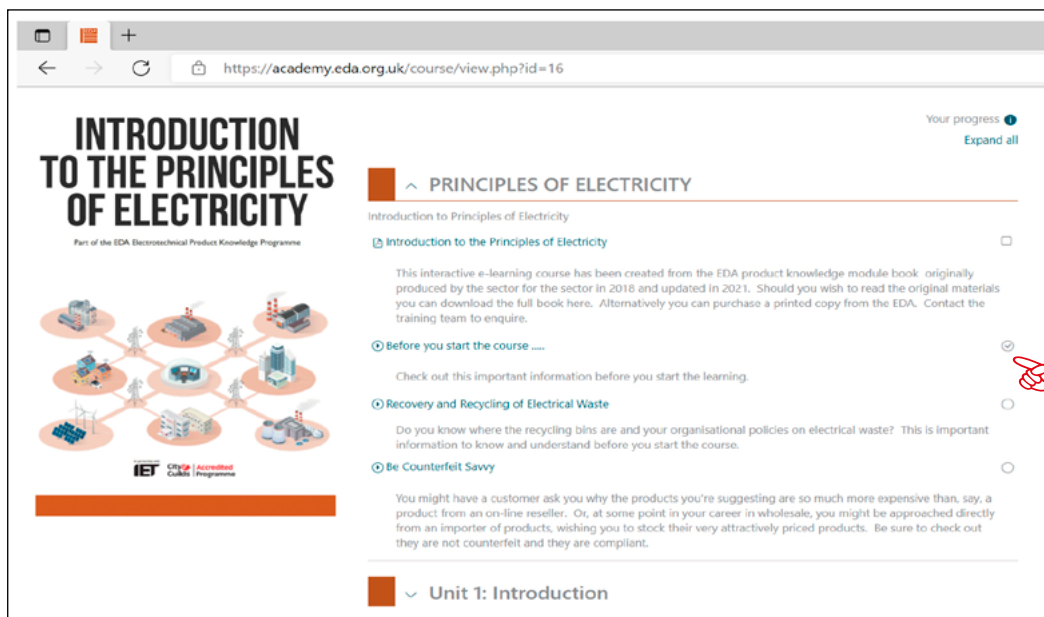
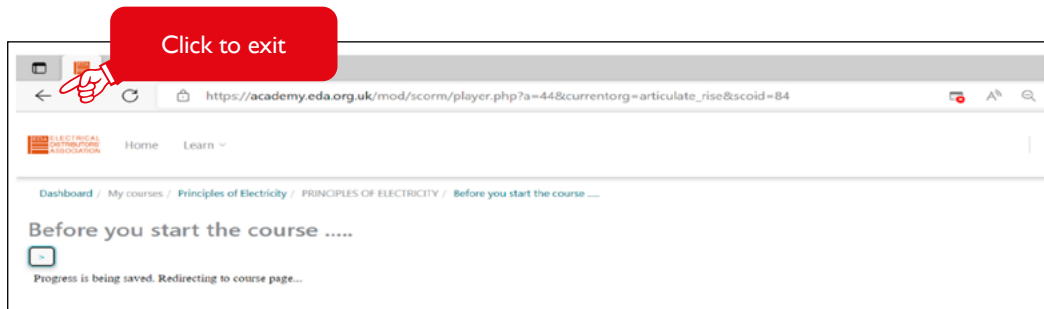
As you open the pages your progress will be shown, and the circle will turn orange.

From here you should read the content, watch the video, complete the activity etc.

Once you have completed it, click '**CONTINUE**' to start the next section/unit.

SECTION 1

When you have finished the unit, you should automatically be directed to your home page, if not you will need to go back to the original launch page.

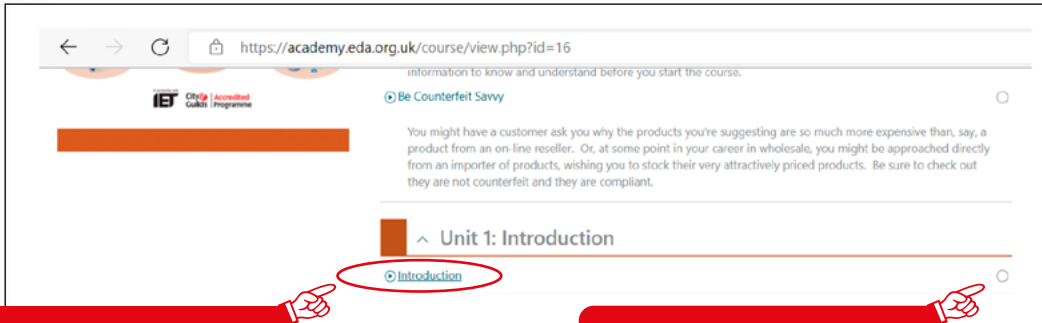


- Now you are back to overviewing your whole module as seen below.
- Complete the two remaining topics.

UNIT 1

You are now ready to move into the the first unit of the module.

- Start with 'Unit 1'.



Press this to open the sub section and click to start the first unit

As you start to work your way through the unit, you will see a **tick** appear in the circle.

As before, once you have clicked the sub section link, it will direct you to another page

- Once you have launched this module your page will now look like this:



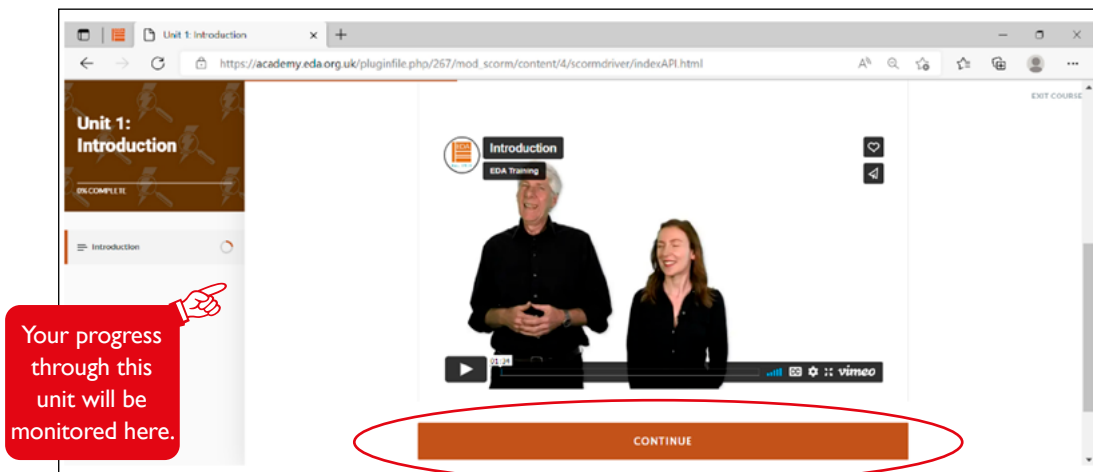
UNIT 1

Continued...

- Once you have launched this module your page will now look like this



- Please remember at the end of each piece of learning you need to press '**Continue**' which will come up at the bottom of the screen as seen below:



- Once you have completed the unit, **the circle will be coloured orange with a white tick** to show completion.



UNIT 1

Continued...

- As the unit was opened on another tab, you just need to close this tab and leave open the page you used initially to launch this chapter as seen below:

The top screenshot shows a browser window with the URL https://academy.eda.org.uk/mod/scorm/player.php?a=48¤torg=articulate_rise&scoid=92. The page title is 'Introduction' and the breadcrumb trail is 'Dashboard / My courses / Principles of Electricity / Unit 1: Introduction / Introduction'. A message in a red circle says 'Progress is being saved. Redirecting to course page...'. A red callout box points to this message.

The bottom screenshot shows a browser window with the URL <https://academy.eda.org.uk/course/view.php?id=16>. The page title is 'Introduction' and the breadcrumb trail is 'Dashboard / My courses / Principles of Electricity / Unit 1: Introduction / Introduction'. A red callout box points to a tick mark next to 'Unit 1: Introduction' in the course overview.

This will automatically direct you back to your module screen where you will see a tick against 'Unit 1' and you can start the next unit.

- Each module will be accessed the same way.

Remember to take notes as you work your way through the course.

- You can do this by downloading and printing off the PDF module, by creating notes electronically using word, or by using a pen and notepad.
- The notes that you make will help you when you take your assessment and when you put your learning to work in your branch.



Electrical Distributors' Association (EDA)

Rotherwick House

3 Thomas More Street

London

E1W 1YZ

020 3141 7350

www.eda.org.uk

training@eda.org.uk

© The Electrical Distributors' Association

City & Guilds and the City & Guilds logo are trade marks of The City and Guilds of London Institute.

City & Guilds Logo © City & Guilds 2002.

[HOME](#)