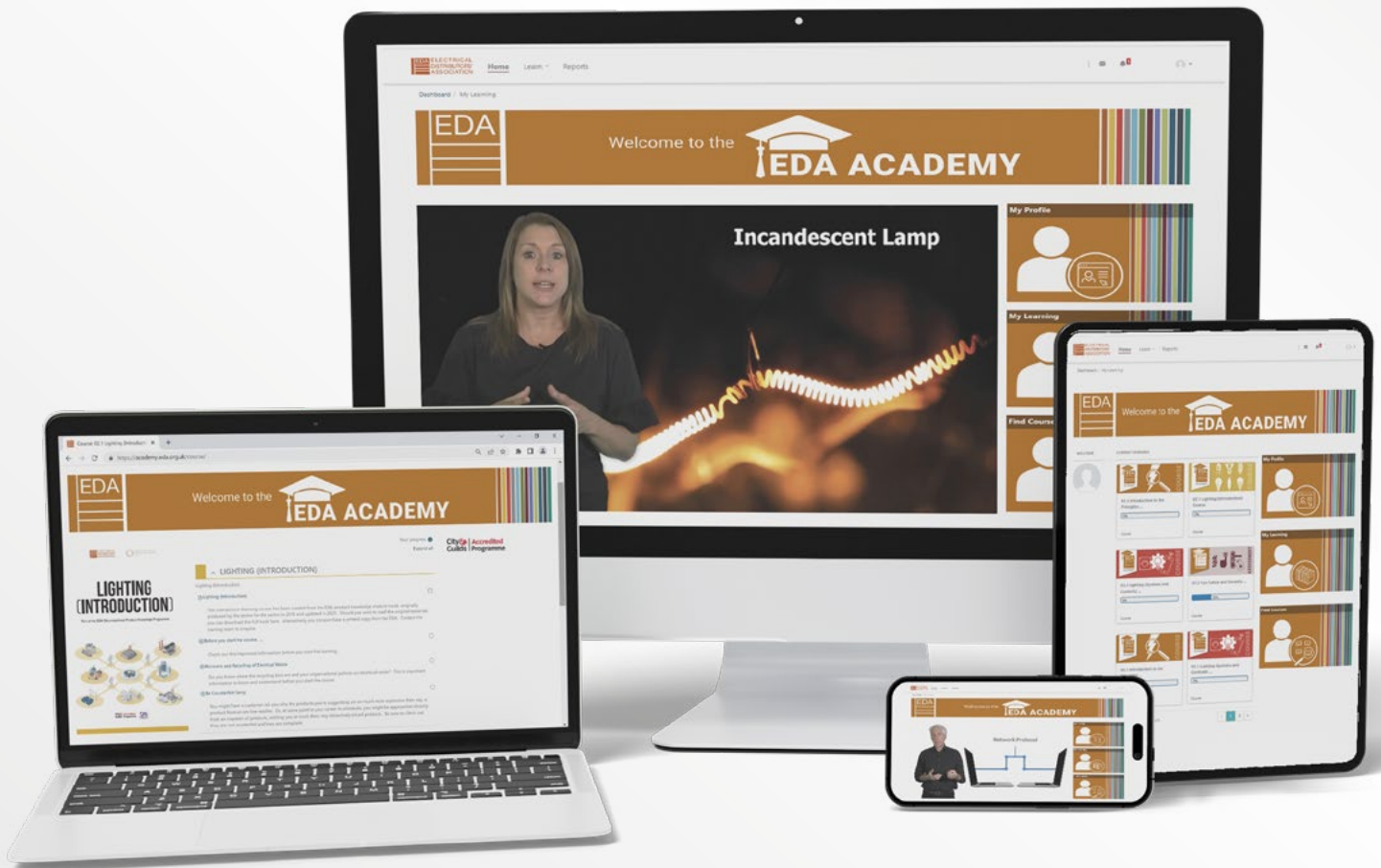





# USER GUIDE



In partnership with:

City & Guilds | Accredited  
Programme

CPD  
CERTIFIED  
The CPD Certification  
Service



Electrical Distributors' Association (EDA)  
Rotherwick House  
3 Thomas More Street  
London  
EIW 1YZ  
020 3141 7350  
[www.eda.org.uk](http://www.eda.org.uk)  
[training@eda.org.uk](mailto:training@eda.org.uk)

©The Electrical Distributors' Association

City & Guilds and the City & Guilds logo are trade marks of The City and Guilds of London Institute.  
City & Guilds Logo © City & Guilds 2002.

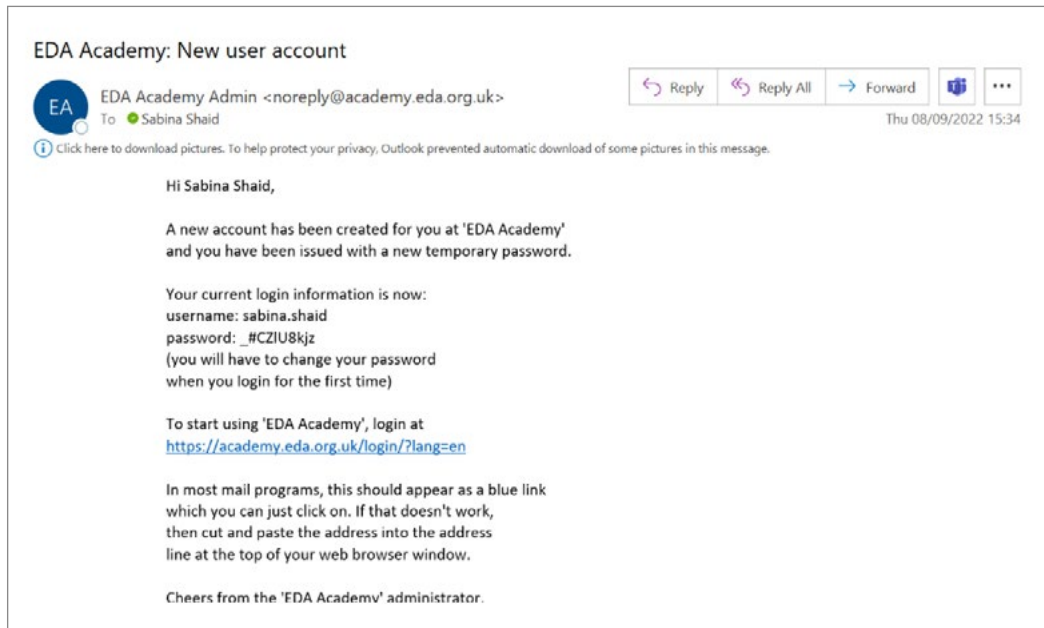


# CONTENTS

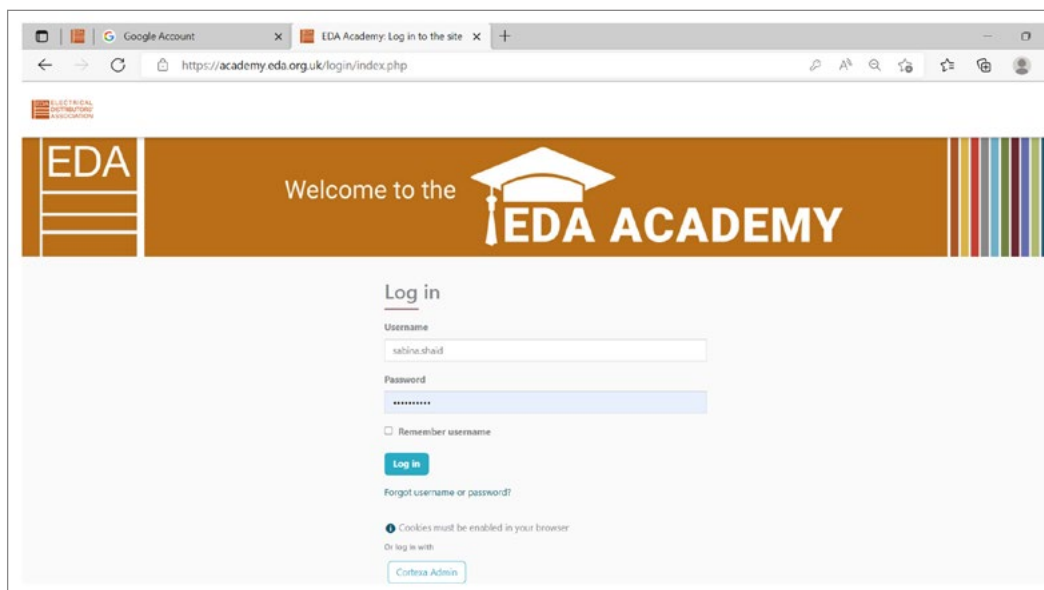
Login In		4
Viewing the courses		5
Section I		8
Unit I		11

# LOGIN IN

Once your learner form has been submitted, your details will be set up on the Academy site by the EDA training team. You will receive an email (see below) from the 'EDA Academy' directing you how to log in.



Click on the link in the email (<https://academy.eda.org.uk/login/?lang=en>) and this will take you to the EDA Academy login page (see below):

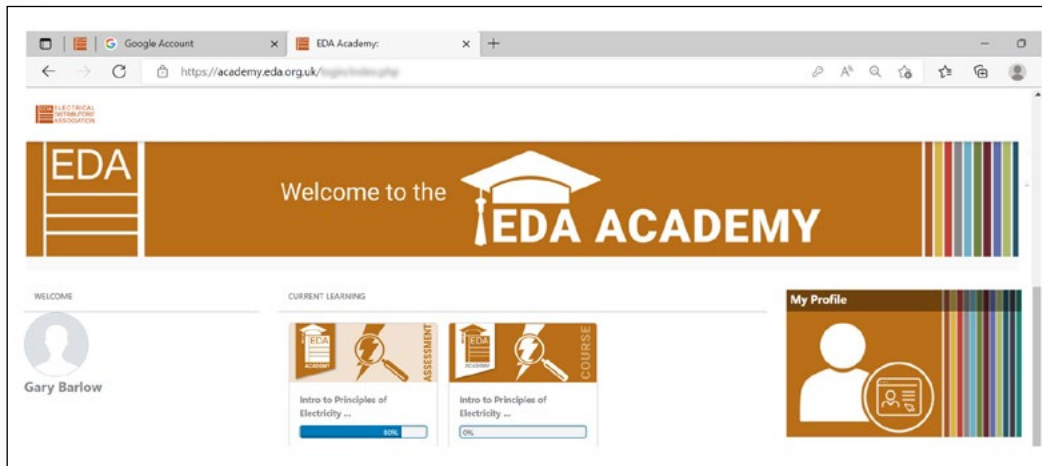


On your first login, you will be asked to change your password. Now is the time to note this down somewhere so that you do not forget it.

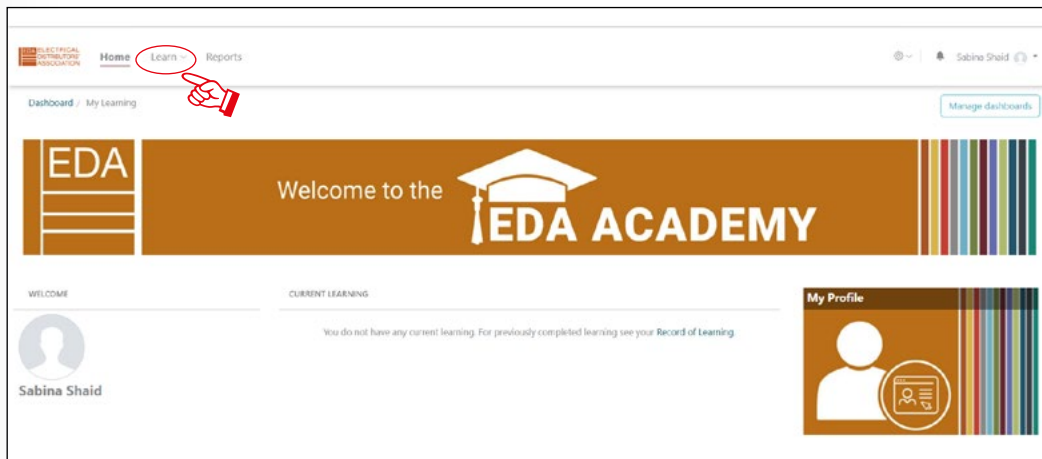
# VIEWING THE COURSES

**There are two ways to view the courses that you have been signed up for.**

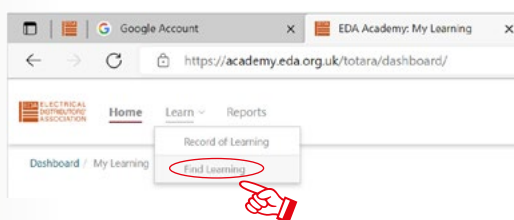
- As you log in, you will see the courses on your **home page** (as below).



- Alternatively, you can view the courses by clicking on the '**Learn**' tab.



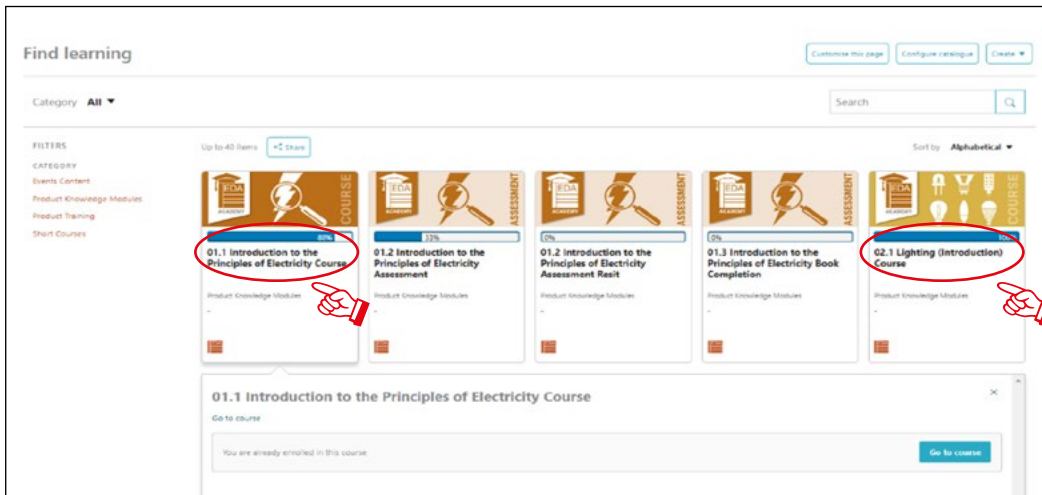
- Then selecting 'Find learning' from the drop-down menu as seen below:



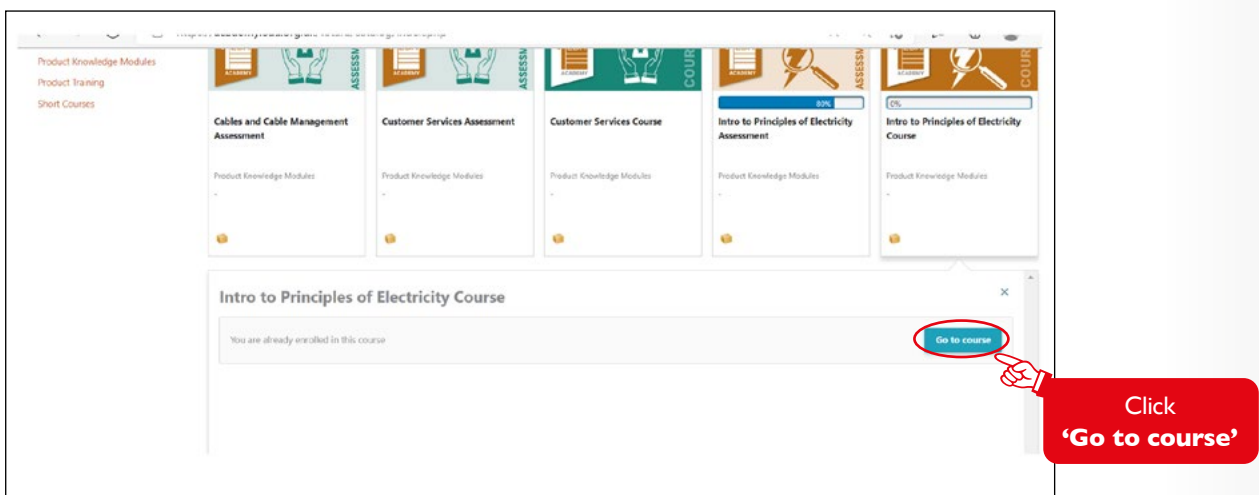
# VIEWING THE COURSES

## Continued...

- You will be directed to another page that will reflect all of the modules you are currently studying as seen below:



- The circled areas are the courses that I have been enrolled on to. The number of courses that you see will depend on the number of courses you have been enrolled on and could just be one or all twelve. There will be a progress bar under each course you are enrolled onto. If you do not see this under the title of your course, this means you are not enrolled onto the course.
- To start, or continue the course, simply click on the title. Your screen will now look like this:



- Click **"Go to Course"**

# VIEWING THE COURSES

## Continued...

■ Your screen should now look like this:

The screenshot shows a web browser window with the URL <https://academy.eda.org.uk/course/view.php?id=16>. The page is titled "INTRODUCTION TO THE PRINCIPLES OF ELECTRICITY" and is part of the EDA Electronics Product Knowledge Programme. It features a diagram of electrical components and the IET logo. The course content is organized into sections: "PRINCIPLES OF ELECTRICITY" (expanded) and "Unit 1: Introduction". The "PRINCIPLES OF ELECTRICITY" section includes an introduction, a "Before you start the course" section with three sub-points, and a "Recovery and Recycling of Electrical Waste" section. The "Unit 1: Introduction" section is also visible.

**INTRODUCTION TO THE PRINCIPLES OF ELECTRICITY**  
Part of the EDA Electronics Product Knowledge Programme

**PRINCIPLES OF ELECTRICITY**  
Introduction to Principles of Electricity

**Introduction to the Principles of Electricity**

This interactive e-learning course has been created from the EDA product knowledge module book originally produced by the sector for this sector in 2008 and updated in 2021. Should you wish to read the original materials you can download the full book here. Alternatively you can purchase a printed copy from the EDA. Contact the training team to enquire.

**Before you start the course ....**

Check out this important information before you start the learning.

**Recovery and Recycling of Electrical Waste**

Do you know where the recycling bins are and your organisational policies on electrical waste? This is important information to know and understand before you start the course.

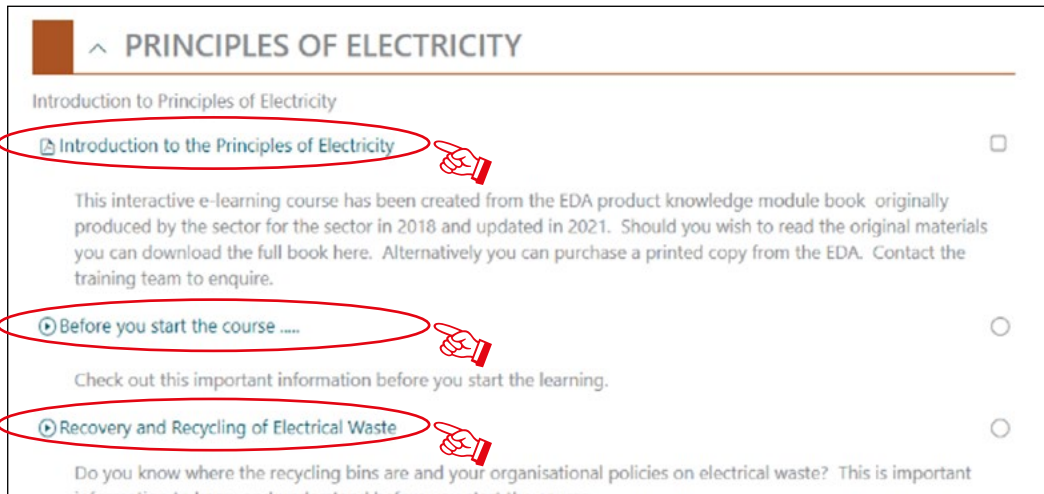
**Be Counterfeit Savvy**

You might have a customer ask you why the products you're suggesting are so much more expensive than, say, a product from an on-line reseller. Or, at some point in your career in wholesale, you might be approached directly from an importer of products, wishing you to stock their very attractively priced products. Be sure to check out they are not counterfeit and they are compliant.

**Unit 1: Introduction**

# SECTION 1

**This is an e-book of the module you are taking. This will automatically download onto your device when you click it.**



**PRINCIPLES OF ELECTRICITY**

Introduction to Principles of Electricity

[▶ Introduction to the Principles of Electricity](#)

This interactive e-learning course has been created from the EDA product knowledge module book originally produced by the sector for the sector in 2018 and updated in 2021. Should you wish to read the original materials you can download the full book here. Alternatively you can purchase a printed copy from the EDA. Contact the training team to enquire.

[▶ Before you start the course .....](#)

Check out this important information before you start the learning.

[▶ Recovery and Recycling of Electrical Waste](#)

Do you know where the recycling bins are and your organisational policies on electrical waste? This is important information to know and understand before you start the course.

- These are all introductory sessions about the course and the EDA.
- When you select them, another page will launch:



Before you start the course .....

About this Product Knowledge Module

[About this Product Knowledge Module](#)

**Your content did not launch.**

Make sure popups are enabled for this site and try again.

[Click to Launch Manually](#)

Dashboard / My courses / Principles of Electricity / PRINCIPLES OF ELECTRICITY / Before you start the course .....

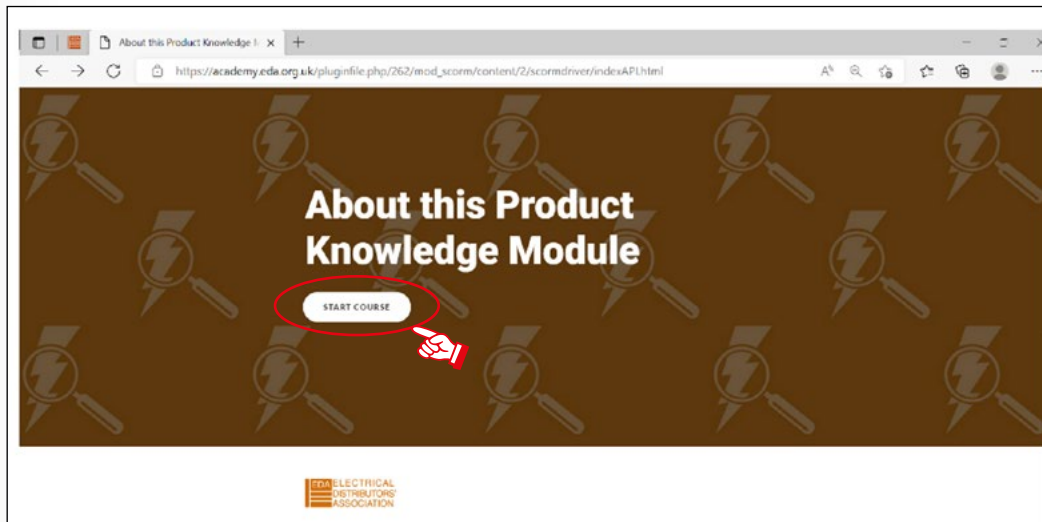
- From here, you will need to **click this link**.



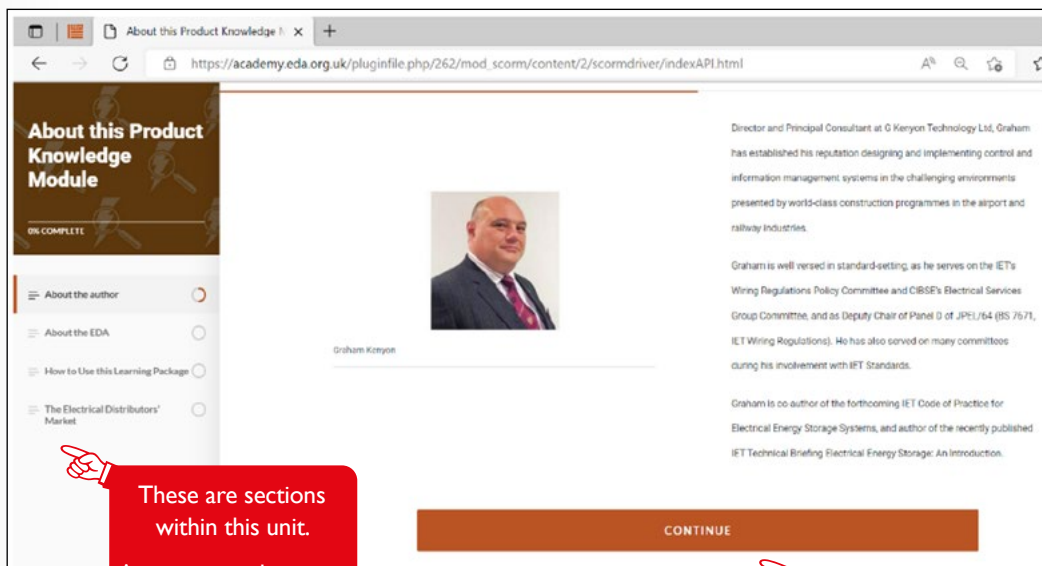
# SECTION 1

## Continued...

- Your screen should now look like this:
- Press start course and work your way through the content of this unit.



- Once you have started this your page will like this:



These are sections within this unit.

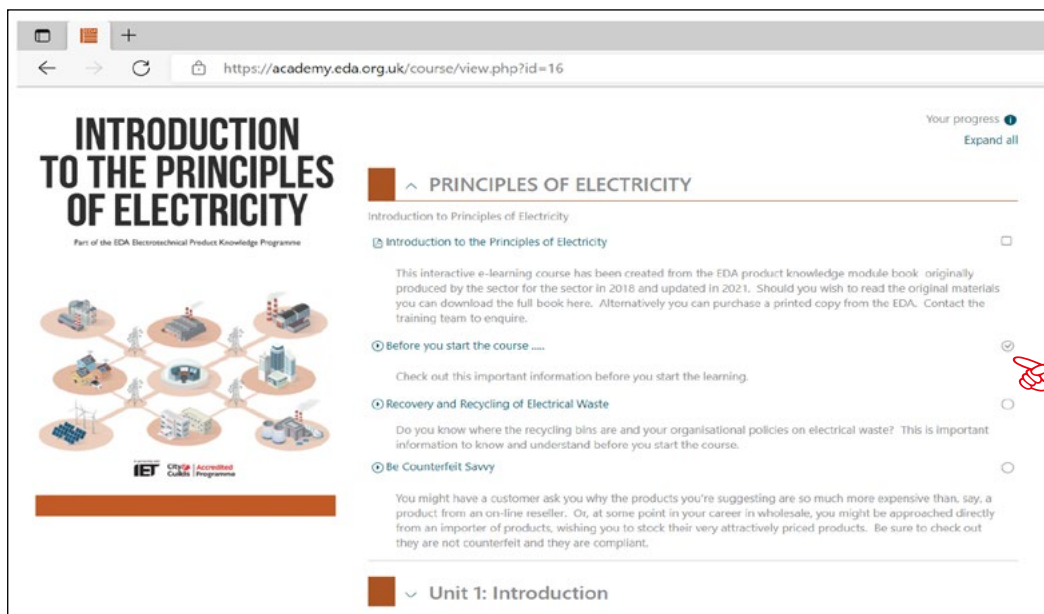
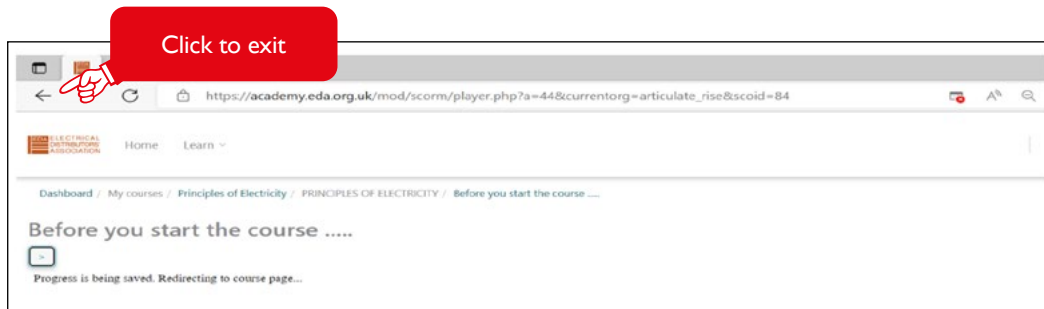
As you open the pages your progress will be shown, and the circle will turn orange.

From here you should read the content, watch the video, complete the activity etc.

Once you have completed it, click '**CONTINUE**' to start the next section/unit.

# SECTION 1

**When you have finished the unit, you should automatically be directed to your home page, if not you will need to go back to the original launch page.**

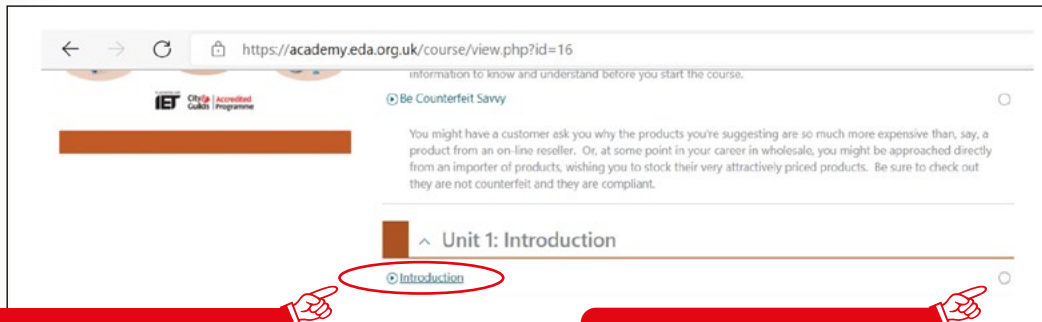


- Now you are back to overviewing your whole module as seen below.
- Complete the two remaining topics.

# UNIT 1

**You are now ready to move into the the first unit of the module.**

- Start with 'Unit 1'.



Press this to open the sub section and click to start the first unit

As you start to work your way through the unit, you will see a **tick** appear in the circle.

**As before, once you have clicked the sub section link, it will direct you to another page**

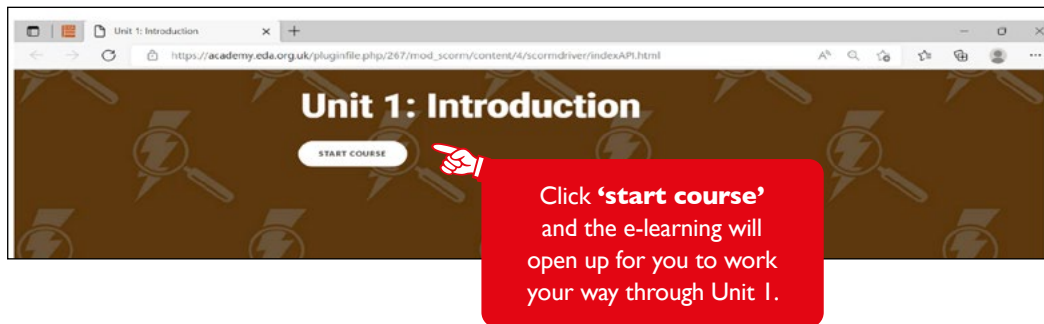
- Once you have launched this module your page will now look like this:



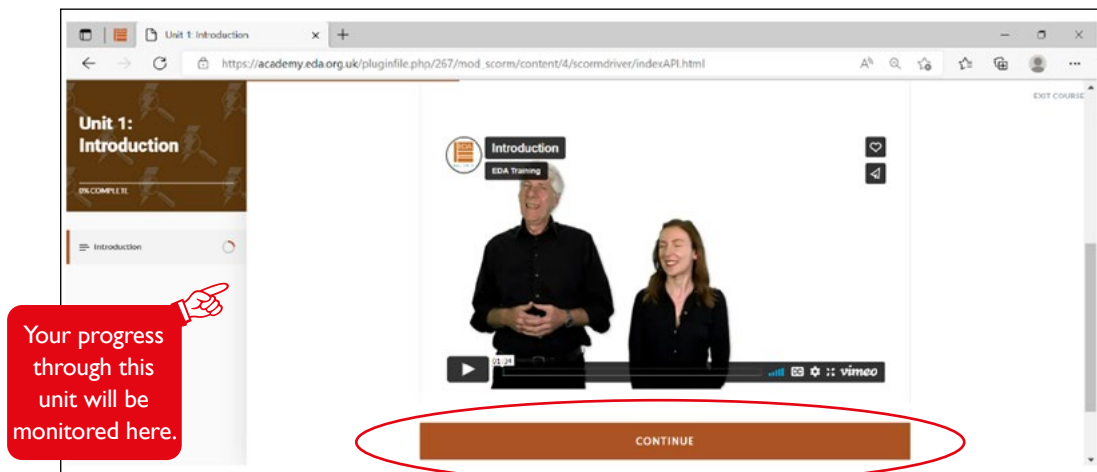
# UNIT 1

## Continued...

- Once you have launched this module your page will now look like this



- Please remember at the end of each piece of learning you need to press '**Continue**' which will come up at the bottom of the screen as seen below:



- Once you have completed the unit, **the circle will be coloured orange with a white tick** to show completion.



# UNIT 1

## Continued...

- As the unit was opened on another tab, you just need to close this tab and leave open the page you used initially to launch this chapter as seen below:

The top screenshot shows a web browser window with the URL [https://academy.eda.org.uk/mod/scorm/player.php?a=48&currentorg=articulate\\_rise&scoid=92](https://academy.eda.org.uk/mod/scorm/player.php?a=48&currentorg=articulate_rise&scoid=92). The page title is 'Introduction' and the breadcrumb trail is 'Dashboard / My courses / Principles of Electricity / Unit 1: Introduction / Introduction'. A message box says 'Progress is being saved. Redirecting to course page...'. A red circle highlights this message, and a red arrow points to it from a red callout box.

The bottom screenshot shows the same website with the URL <https://academy.eda.org.uk/course/view.php?id=16>. The page title is 'Introduction' and the breadcrumb trail is 'Dashboard / My courses / Principles of Electricity / Unit 1: Introduction / Introduction'. A red circle highlights a button in the bottom right corner of the page, and a red arrow points to it from the same red callout box.

This will automatically direct you back to your module screen where you will see a tick against 'Unit 1' and you can start the next unit.

- Each module will be accessed the same way.

## Remember to take notes as you work your way through the course.

- You can do this by downloading and printing off the PDF module, by creating notes electronically using word, or by using a pen and notepad.
- The notes that you make will help you when you take your assessment and when you put your learning to work in your branch.



Electrical Distributors' Association (EDA)  
Rotherwick House  
3 Thomas More Street  
London  
EIW 1YZ  
020 3141 7350  
[www.eda.org.uk](http://www.eda.org.uk)  
[training@eda.org.uk](mailto:training@eda.org.uk)

© The Electrical Distributors' Association

City & Guilds and the City & Guilds logo are trade marks of The City and Guilds of London Institute.  
City & Guilds Logo © City & Guilds 2002.

[HOME](#)